
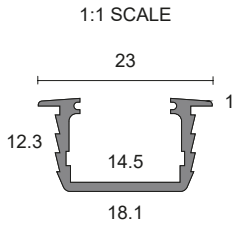


EPTA

Small-size anodized aluminium 6060 extruded profile, designed and produced to be flush-mounted even on very thin surfaces, such as furniture and kitchen tops. Extreme versatility and adaptability ensured by a wide range of accessories for light control on the profile. Available in several sizes, it is ideal to house and dissipate LED Strips. Especially suited to illuminate and embellish kitchen and bathroom cabinets, under-wall cupboards, furniture, closets, shelves and display cases.

 EXTRUDED IN ITALY





BASIC CODES

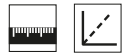
PA.EPTA.

LENGTH

- 1 1000mm
- 2 2000mm
- 3 3000mm

FINISHES

- 1 Matt white RAL9003
- 2 Matt black RAL9005
- 7 Brushed aluminium



BASIC CODES

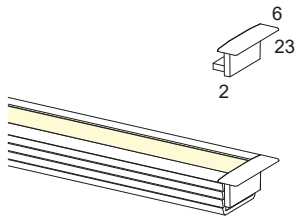
SE01.

FINISHES

- 1 White
- 2 Matt black
- 5 Grey
- 7 Brushed aluminium

FUNCTIONS

- C Closure



Side closing support and ABS flush-mounting, Easy and quick to install, by exerting a slight side pressure.

BASIC CODES

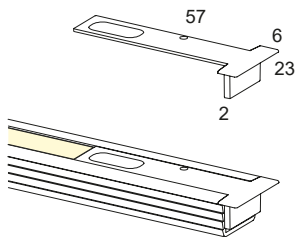
SE01.

FINISHES

- 1 White
- 2 Matt black
- 5 Grey
- 7 Brushed aluminium

FUNCTIONS

- T ON/OFF Touch closure



Side closing support and ABS flush-mounting, with ON/OFF Touch device. The LED can be switched ON and OFF with a slight touch. (12Vdc and 24Vdc 4A max.)

BASIC CODES

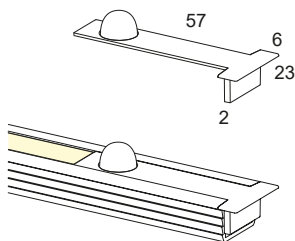
SE01.

FINISHES

- 1 White
- 2 Matt black
- 5 Grey
- 7 Brushed aluminium

FUNCTIONS

- S ON/OFF SENSOR closure



Side closing support and ABS flush-mounting, with ON/OFF Sensor. The Sensor system is motion-activated to switch ON the LED. If no movements are detected, the LED switches OFF. (12Vdc and 24Vdc 4A max.)

BASIC CODES

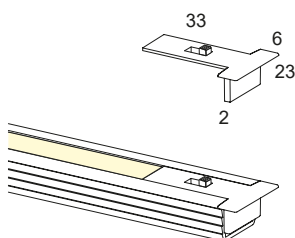
SE01.

FINISHES

- 1 White
- 2 Matt black
- 5 Grey
- 7 Brushed aluminium

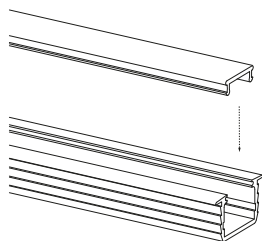
FUNCTIONS

- I ON/OFF closure



Side closing support and ABS flush-mounting, with ON/OFF switch.

Code example: EPTA Profile + 1000mm Length + Brushed Aluminium Finish = Code: PA.EPTA.17



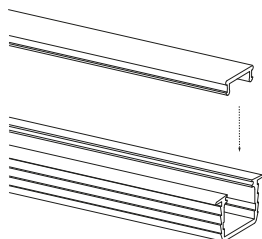
BASIC CODES

PA.07PE81.

LENGTH

- 1** 1000mm brushed
- 2** 2000mm brushed
- 3** 3000mm brushed

Brushed snap-on diffuser. The diffuser can be easily removed for maintenance operations.



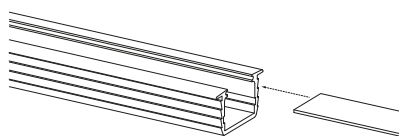
BASIC CODES

PA.07PE81.

LENGTH

- 1T** 1000mm transparent
- 2T** 2000mm transparent
- 3T** 3000mm transparent

Transparent snap-on diffuser. The diffuser can be easily removed for maintenance operations.



BASIC CODES

PA.02NA12.

LENGTH

- 1** 1000mm brushed
- 2** 2000mm brushed
- 3** 3000mm brushed

Brushed diffuser to insert on the profile internal slots.

Code example: EPTA Profile + 1000mm Length + Brushed Aluminium Finish = Code: PA.EPTA.17